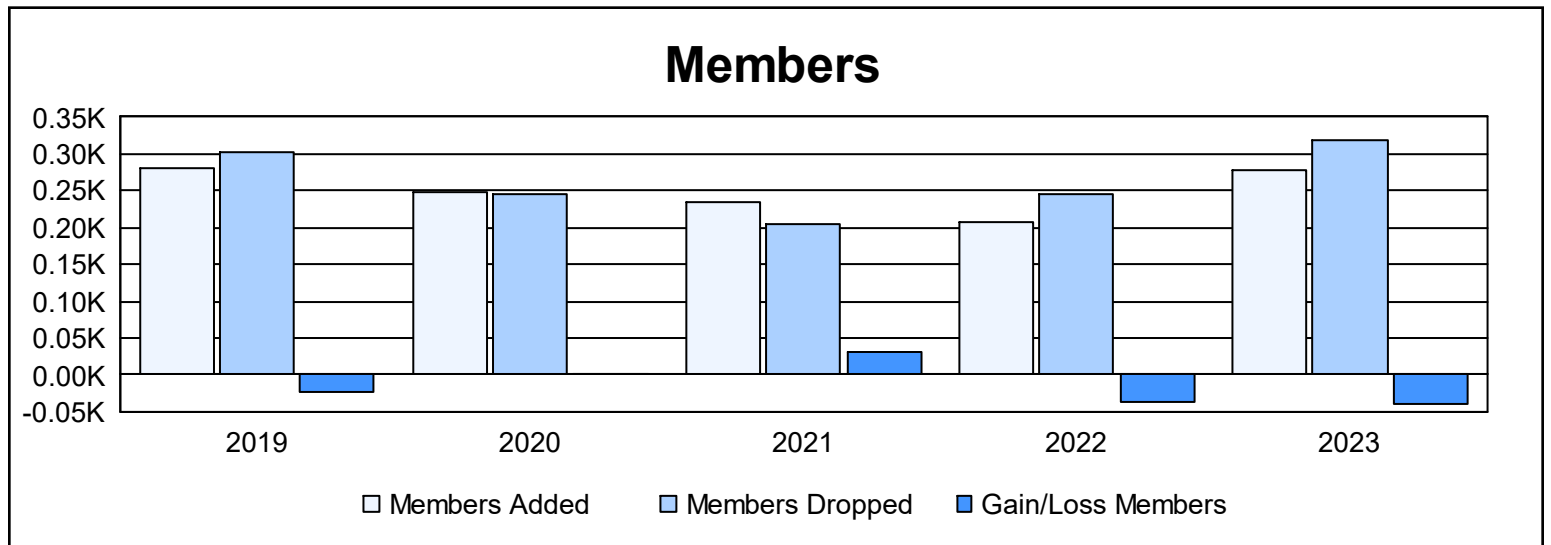
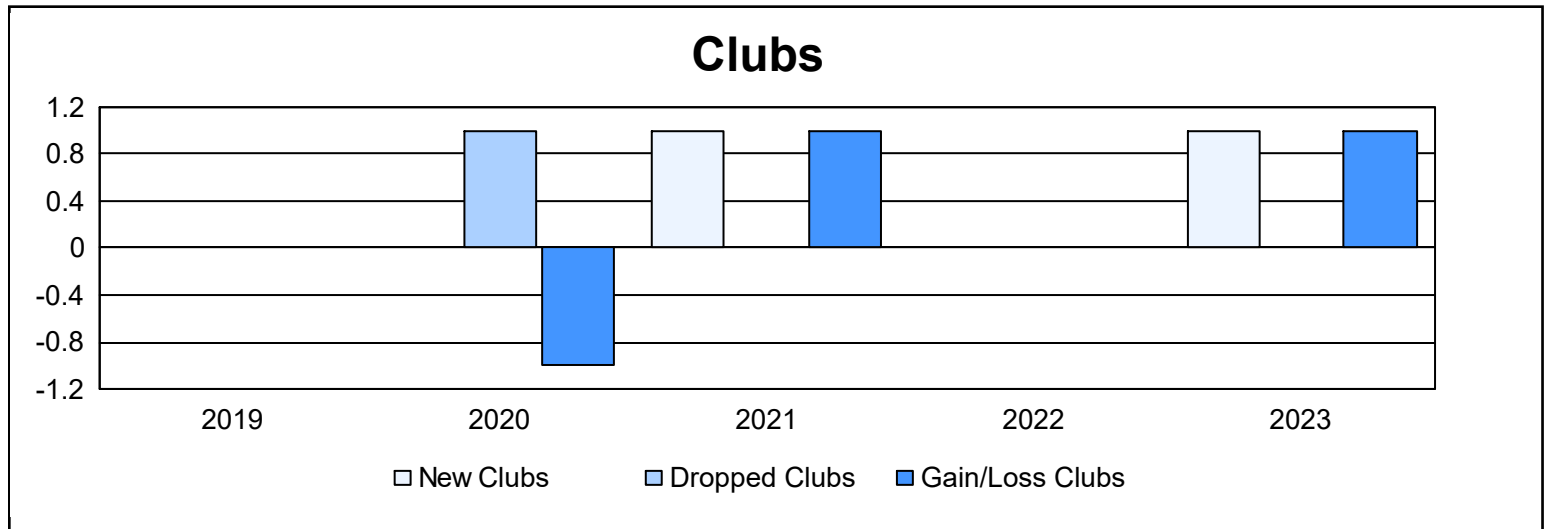
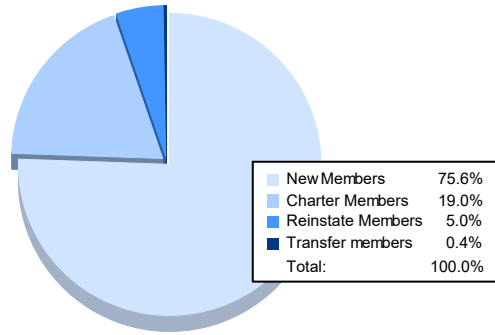


| Year | New Clubs | Dropped Clubs | Gain/ Loss Clubs | New Members | Charter Members | Reinstate Members | Transfer Members | Total Member Added | Total Members Dropped | Gain/ Loss Members |
|----------------|-----------|---------------|------------------|-------------|-----------------|-------------------|------------------|--------------------|-----------------------|--------------------|
| 2018-2019 | 0 | 0 | 0 | 272 | 3 | 3 | 2 | 280 | 302 | -22 |
| 2019-2020 | 0 | 1 | -1 | 233 | 3 | 10 | 1 | 247 | 245 | 2 |
| 2020-2021 | 1 | 0 | 1 | 193 | 36 | 6 | 0 | 235 | 205 | 30 |
| 2021-2022 | 0 | 0 | 0 | 198 | 2 | 8 | 0 | 208 | 246 | -38 |
| 2022-2023 | 1 | 0 | 1 | 211 | 53 | 14 | 1 | 279 | 319 | -40 |
| Average | 0 | 0 | 0 | 221 | 19 | 8 | 1 | 250 | 263 | -14 |



Membership Composition June 2023 Cumulative



Gender Composition June 2023 Cumulative

